



# WRITING THE ESSAY

Rebecca Stimson,  
Instructor



The  
Five  
Paragraph  
Juneteenth  
Essay



# The Thesis Statement



1. Appears in the Introduction

2. Expresses your main idea or argument



3. Is reinforced in the Body Paragraphs that follow

4. Is restated in the Conclusion

# The Introduction



Main  
point  
#1

Main  
point  
#2

Main  
point  
#3

THESIS



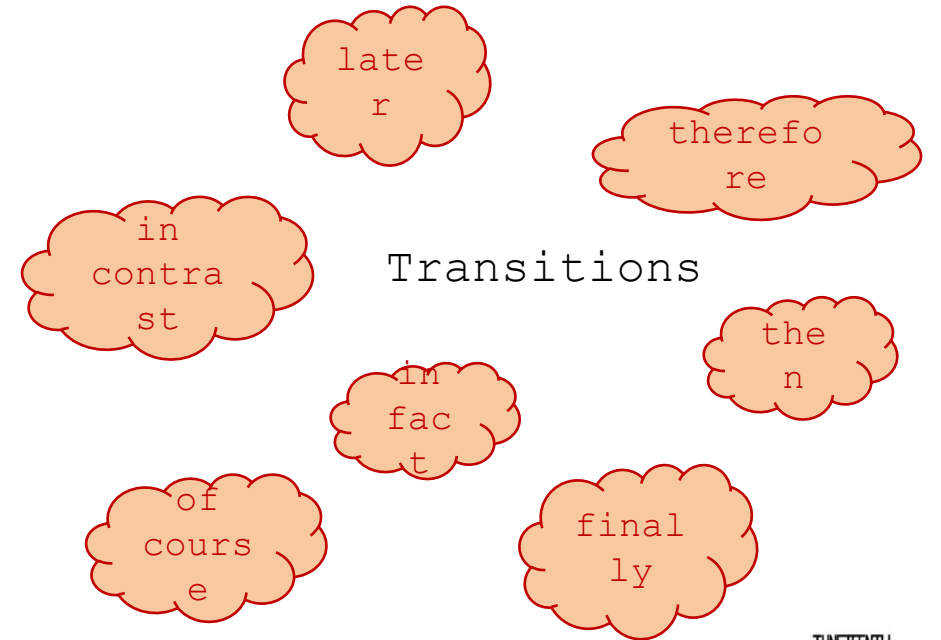
# The Body Paragraphs

Topic sentence → Main idea

Main idea



Specific details



# PLAGIARIZING

Using someone else's words or ideas  
without giving them credit  
is a kind of stealing.




# HOW NOT TO PLAGIARIZE

1. Use your own words.
2. Keep track of what you read as you read it.
3. Cite (insert) the source information.
4. Remember to use quotation marks.



# HOW NOT TO PLAGIARIZE




When in doubt, leave  
it out.





# PROOFREADING



Proofreading is one of the keys  
to successful writing.



# PROOFREADING

it'  
s  
or  
its




grammar mistakes

misspellings

wrong word use

omissions

awkward  
phrases



their  
or  
there



# PROOFREADING Rule of Thumb



If you have to read a sentence more than twice to figure out what it means, there's something you need to fix.









# HOW TO PROOFREAD A WINNING ESSAY



1. Find a quiet place.

2. Read your writing out loud  
SLOWLY.





# Proofreading Help



Thank you for joining us!

We wish you success with  
your Juneteenth Essay  
writing!



For more information, see the website [www.LansingJuneteenthCelebration.org](http://www.LansingJuneteenthCelebration.org) , or contact PEERS (Progressive Empowerment Resource Services) at [education@LansingJuneteenthCelebration.org](mailto:education@LansingJuneteenthCelebration.org) and a member of the committee will get back to you.